


Onboarding Instruction Manual

STUDENT



Next.Lab[®]



Next.Gurukul[®]

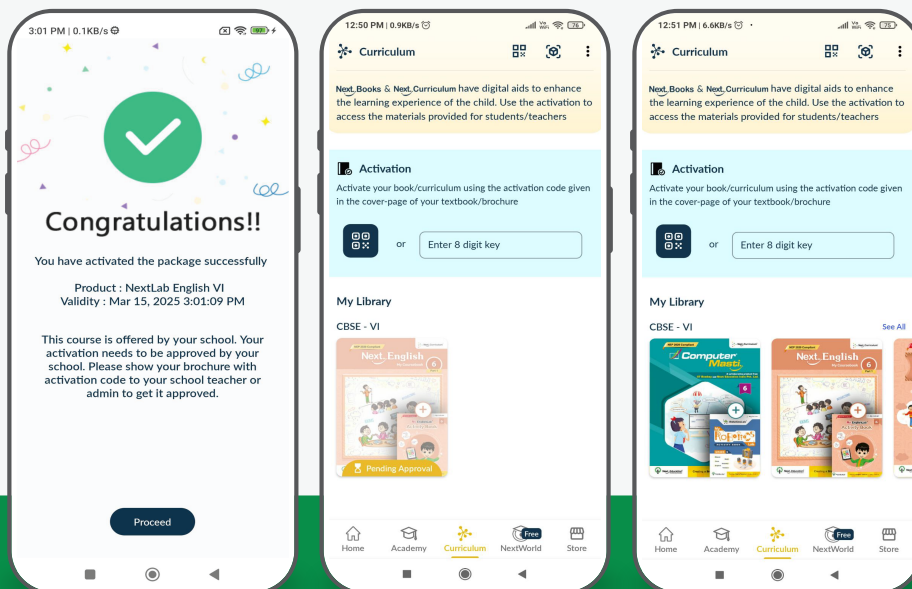
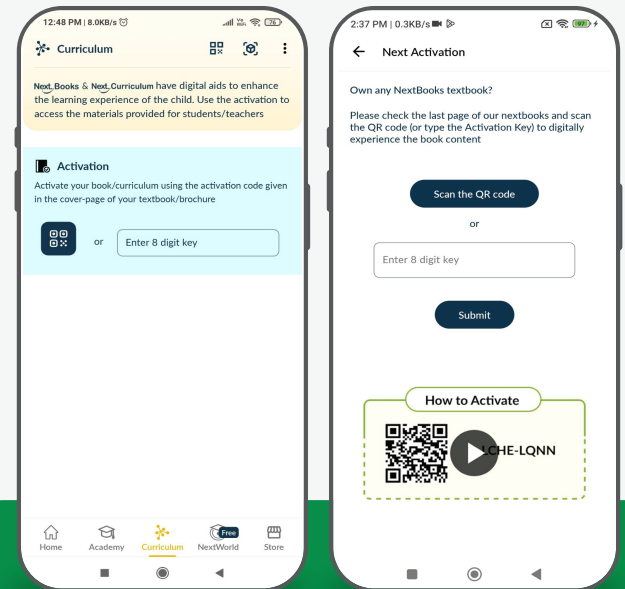
NextLab - Via NextGurukul

To use NextLab, you need a login account to be created. Once activated, you can access resources, explore learning tools, submit homework, and view usage reports of self.



How To Activate Your Account?

- 1 Scan the QR code given in the NextLab brochure to download the mobile app.
- 2 Sign up using your parents mobile number and login to the app.
- 3 Go to the Curriculum tab and activate the lab course by scanning the activation code given in the brochure



- 4 Once it's activated, it needs to be approved by your school teacher/administrator. You need to take the brochure with activation code to the school and get it approved.
- 5 Once it's approved by teacher/admin, relaunch the app on your mobile. You will be able to access the course resources & learning tools.